




# PAINTING WITH INKS.



Trace the fish with blue ink.  
Colour the body and head of the fish using method 1. (This leaves some unpainted parchment in the centre of the fish)  
Use method 2 to colour the tail and fins.  
Paint around the eye with the tip of the brush  
Emboss the whole fish gently with a large tool, then re-emboss some of the scales down the centre of the fish with a smaller tool.



Trace the cherries in red and the stems in green.  
Use very diluted red to paint the whole cherry using method 2.  
Then use less diluted red to paint the cherry again, using method 1, working around the outline of the cherry. This leaves a pale area in the centre for 'shine'.  
With the tip of the brush, paint the stems in green and the top of the stems in sepia.  
Gently emboss the cherries with a large tool, then use a small tool to emboss the stems  
(Don't emboss the whole length of the stem, only the centre - see picture)



Copyright Judith Maslen